

2025



VICTORIA UNIVERSITY OF  
**WELLINGTON**  
TE HERENGA WAKA

**TOHU PAETAHI WHAKAWHĀNAU**

BACHELOR OF

**MIDWIFERY**





# CONTENTS

Tohu Paetahi Whakawhānau—Bachelor of Midwifery	2
Degree structure	4
Careers in midwifery	5
Entry requirements	6
Find out more	8

## OUTSTANDING



Te Herenga Waka—Victoria University of Wellington has been awarded an overall five-stars-plus rating in the QS Stars university rating system, one of only 17 universities worldwide to do so. The University gained a total score of 966 out of a possible 1,000 points across eight audited categories, including maximum points for the employability and

inclusiveness categories. Maximum points were awarded for 25 of the more than 30 indicators, including overall student satisfaction; further study; graduate employment rate; international diversity, support, and collaborations; academic reputation; satisfaction with teaching; campus facilities; accreditations; art and cultural investment and facilities; disabled access; scholarships and bursaries; low-income outreach; and student cohort diversity.

**IMPORTANT NOTICE:** Te Herenga Waka—Victoria University of Wellington uses all reasonable skill and care to ensure the information contained here was accurate at the time it was prepared. However, matters covered by this publication are subject to change due to a continuous process of review, and to unanticipated circumstances. The University therefore reserves the right to make any changes without notice. So far as the law permits, the University accepts no responsibility for any loss suffered by any person due to reliance (either whole or in part) on the information contained in this publication, whether direct or indirect, and whether foreseeable or not.

**Research informs what you learn.  
We support everything you do.**

**📍 [www.wgtn.ac.nz/bmid](http://www.wgtn.ac.nz/bmid)**





# TOHU PAETAHI WHAKAWHĀNAU

## BACHELOR OF MIDWIFERY

Te Herenga Waka—Victoria University of Wellington's Bachelor of Midwifery (BMid) is a research-informed degree that prepares you for a rewarding career as a midwife.

### SUPPORT PARENTS AND BABIES

Midwives support parents during pregnancy and up to six weeks after birth. Give back to your community and build a meaningful career as you help to bring new life—and new parents—into the world.

### LEARN THE ART AND SCIENCE OF MIDWIFERY

Gain the theoretical and practical skills you will need for a successful career as a midwife through lectures, labs, tutorials, simulation, and 2,400 hours of clinical learning experience.

### MEET THE DEMAND

Completion of the Bachelor of Midwifery, passing the National Midwifery Examination, and meeting the requirements for registration will enable you to practise as a registered midwife in New Zealand, where there is currently demand for midwives.



"I really liked that midwifery is a partnership model—you have to build trust and respect with the birthing parent and whānau to maximise the quality of care. My biggest motivation is making sure that everyone has equal access to the care that they need."

**Sarah Cook**

Student, Bachelor of Midwifery

# DEGREE STRUCTURE

YEAR 1	YEAR 2	YEAR 3	YEAR 4
MIDW 101 Midwifery Practice 1: Becoming a Midwife	MIDW 201 Anatomy and Physiology: Pregnancy and Childbirth	MIDW 301 Midwifery Practice 5: Art and Science of Midwifery	MIDW 307 Applied Pharmacology and Physiology for Midwives
MIDW 102 Midwifery Practice 2: Preparation for Practice	MIDW 202 Midwifery Practice 3: Care of the Newborn	MIDW 302 Midwifery as a Public Health Strategy	MIDW 308 Being a Midwife
BIOL 111 Cell and Molecular Biology	MIDW 204 Professional Frameworks for Midwifery Practice	MIDW 303 Women's Health	MIDW 309 Midwifery Practice 7: Complex Labour and Birth
BIOL 114 Biology of Animals	MIDW 205 Midwifery Practice 4: Supporting Women	MIDW 304 Research and Enquiry in Midwifery	MIDW 310 Midwifery Practice 8: Transition to Practice
BMSC 117 The Biology of Disease	MIDW 206 Transition to Parenthood	MIDW 305 Complexities in Pregnancy and Childbirth	MIDW 311 Midwifery Practice 9: Practice Project
SCIE 105 The Molecular Science of Life		MIDW 306 Midwifery Practice 6: Women with Complex Pregnancies	
EDUC 141 Human Development and Learning			
HLWB 105 Introduction to Health Psychology			

In your first year, you'll mostly be based at our Kelburn campus. In your second and third years, you'll spend time getting experience with midwifery practice in clinical learning environments and will have face-to-face intensives at the University's campus at the Wellington Regional Hospital. By the end of your fourth year, you will have completed 2,400 hours of practice.

# CAREERS IN MIDWIFERY

Once you have completed a BMid, you will have the skills, knowledge, and experience to sit the National Midwifery Examination, which is required to become a registered midwife.

Midwifery graduates may work for hospitals, primary health organisations, birthing centres, or in self-employed community-based practice. Experienced midwives with postgraduate qualifications may work for universities and health research organisations. Experienced midwives can also mentor or deliver continuing education for others.



“As pou kōrito—Māori midwifery liaison, I support tauira Māori of the Bachelor of Midwifery while they are studying. That includes cultural support, support getting placements in the community or hospital, and support with their study. I also link them with the University's Āwhina support services.”

**Cherie Parai**

Registered midwife and pou kōrito  
(Te Ara o Hine liaison)



# ENTRY REQUIREMENTS

- ▶ A minimum of 18 credits at Level 3 in Biology, Chemistry, or Physics
- ▶ A minimum of 16 credits at Level 3 in one of the following: Art History, Classics, Economics, English, Geography, History, or Media Studies
- ▶ A further 16 credits at Level 3 in two NCEA University Entrance approved subjects
- ▶ A minimum of 16 credits at Level 2 in Biology
- ▶ A minimum of 16 credits at Level 2 in Chemistry or Physics
- ▶ A further 16 credits at Level 2 in another subject
- ▶ A minimum of 10 literacy credits at Level 2 or above, made up of 5 credits in reading and 5 credits in writing
- ▶ A minimum of 10 credits at Level 1 or above, made up of specified numeracy achievement standards, or three numeracy unit standards (26623, 26626, 26627)

If you do not have Level 3 qualifications, you may be admitted on successful completion of a Level 4 bridging programme for health-related degrees. If you are aged over 20, you may be admitted if you can show academic equivalence of the above entry requirements or evidence of your ability to study successfully at degree level.

You will also need to meet set criteria, including having supportive referees, making declarations about any criminal convictions or health and disability issues, and successfully taking part in a selection meeting. Places in these qualifications will be offered on the basis of your academic merit and personal attributes.

## REFEREES

You will need to supply the names and contact details of two referees, who will be contacted by the University via email. They should be people who know you well but are not family members, partners, or friends. If possible, one of your referees should be a recent employer, teacher, or lecturer who has known you for at least 12 months.

## PERSONAL DECLARATIONS

**Health and disability:** In order to identify anything that may place pregnant people and babies in your care at risk, or inhibit your performance in clinical learning experiences, you need to declare any medical, psychological, or learning difficulty or disability that could limit your participation in the Midwifery programme. This declaration also enables us to provide appropriate support to help you succeed in your programme.

**Criminal convictions:** You will be required to provide permission for a police check to ensure you meet the requirements of the Children's Act 2014. If you have been convicted of any offence, you must give details of the offence at the time of your application.

## SELECTION MEETING

You will participate in a selection meeting in Wellington to ensure you have both the academic and personal qualities to succeed in the programme and practise as a midwife.



## AFTER YOU APPLY

Before you can participate in the required clinical learning experiences for the BMid, you must also provide before the beginning of Trimester 1:

- ▶ a current comprehensive first aid certificate
- ▶ proof of immunisation
- ▶ a copy of your New Zealand driver's licence
- ▶ plans in place showing you will be able to attend a birth at short notice, including transport and childcare arrangements, if needed.

## ENGLISH LANGUAGE COMPETENCY

If English is your second language—even if you are a domestic student—you need to demonstrate that you meet the standards set by the Midwifery Council of New Zealand. You can complete either:

- ▶ the International English Language Testing System (IELTS) (academic version) with a minimum overall score of 7.0, with 6.5 or higher in Reading and Writing and 7.0 in Listening and Speaking, or
- ▶ an OET test (English language test for healthcare professionals) and achieve passes at A or B level in the four areas.

Contact the English Language Institute for more information.

📞 04 463 5600

✉ [lals@vuw.ac.nz](mailto:lals@vuw.ac.nz)

🌐 [www.wgtn.ac.nz/englishlanguage-institute](http://www.wgtn.ac.nz/englishlanguage-institute)

## INTERNATIONAL QUALIFICATION ASSESSMENT

If you have a degree qualification from an overseas university, you may need to have it assessed and approved by the New Zealand Qualifications Authority (NZQA) for acceptance into a midwifery programme. Go to [www.nzqa.govt.nz](http://www.nzqa.govt.nz) for further information about assessment of overseas qualifications.





“Midwifery provides challenges but is ultimately one of the most rewarding professions. It is sincerely a privilege to be part of a midwifery team providing care and support for whānau throughout the maternity journey. I am excited to be in a position to educate, share knowledge, and support new students into midwifery practice.”

**Christina Walton**

Lecturer in Midwifery

# FIND OUT MORE

-  [www.wgtn.ac.nz/bmid](http://www.wgtn.ac.nz/bmid)
-  [www.wgtn.ac.nz/apply](http://www.wgtn.ac.nz/apply)

## ADMISSION AND ENROLMENT

You can apply for admission up to two years in advance of the year you plan to start studying. Apply through our student portal, Pūaha. Once you have met the requirements, you will receive either a conditional or an unconditional Offer of Place. Accept your offer to confirm your admission.

After accepting your Offer of Place, you will be invited to select your courses once course enrolment is open. You select courses for one academic year at a time.




-  [www.wgtn.ac.nz/puaha](http://www.wgtn.ac.nz/puaha)

## CONTACT US

Te Wāhanga Tātai Hauora




Faculty of Health

Student Service Centre  
Ground floor, Cotton Building, Kelburn Campus

-  0800 04 04 04
-  [info@vuw.ac.nz](mailto:info@vuw.ac.nz)
-  [www.wgtn.ac.nz/health](http://www.wgtn.ac.nz/health)

## COURSE PLANNING

For help with course planning, contact  
Te Kahupapa—Future Students.

-  0800 04 04 04
-  [future-students@vuw.ac.nz](mailto:future-students@vuw.ac.nz)
-  [www.wgtn.ac.nz/courses](http://www.wgtn.ac.nz/courses)

## OTHER STUDENT RESOURCES

Disability support

-  [www.wgtn.ac.nz/disability](http://www.wgtn.ac.nz/disability)

Māori student support

-  [www.wgtn.ac.nz/awhina](http://www.wgtn.ac.nz/awhina)

Pasifika student success

-  [www.wgtn.ac.nz/pasifika](http://www.wgtn.ac.nz/pasifika)


Rainbow student support

-  [www.wgtn.ac.nz/rainbow](http://www.wgtn.ac.nz/rainbow)

Refugee-background student support

-  [www.wgtn.ac.nz/refugee-background-students](http://www.wgtn.ac.nz/refugee-background-students)

Scholarships

-  [www.wgtn.ac.nz/scholarships](http://www.wgtn.ac.nz/scholarships)

Student services and support

-  [www.wgtn.ac.nz/student-support](http://www.wgtn.ac.nz/student-support)



