

[illegible]

## A fractal image composed of the letters 'X' and 'O' arranged in a complex, self-similar pattern. The pattern is dense and intricate, with 'X' characters forming the primary structure and 'O' characters interspersed within the gaps and along the edges of the main forms. The overall shape is roughly triangular, with a jagged, fractal-like boundary. The arrangement of characters creates a sense of depth and complexity, characteristic of fractal geometry.





# CONGRATULATIONS AND WELCOME

Congratulations! You have been awarded a Manaaki New Zealand Scholarship to study at Victoria University of Wellington. On behalf of the International Development Scholarships team at International Student Experience, kia ora and welcome.

From thousands of scholarship applicants, you were selected on the strength of your application and the expected impact your study will have on your country. From the time you leave home to the time you return, we will support you to realise this impact. It is our sincere hope that you will complete your degree more knowledgeable, more skilled, and ready to navigate the challenges that exist to improving your community and country.

Upon arrival in New Zealand, you will be oriented to Wellington and provided with cultural adjustment training. This will ease you into the New Zealand tertiary education system. You will follow an intensive academic preparatory course, designed specifically for Manaaki New Zealand scholars. Throughout your study, you will have access to expert academic support and training, delivered by our Student Learning Unit. The International Development Scholarships team will provide you with ongoing pastoral care. You will have access to extracurricular leadership opportunities, such as the world-class Wellington International Leadership Programme (WILP). You may also wish to join a national or regional student association, which provide mentorship and opportunities to maintain your cultural practices.

When you graduate, you will join an exclusive group of New Zealand Scholarships alumni, many of whom have achieved great things. Prime ministers, CEOs, civil society leaders, and specialists in many fields have studied at Victoria University of Wellington under the Manaaki New Zealand Scholarship Programme.

Importantly, for you to achieve the best outcomes from your time in New Zealand, you must be prepared. This Pre-arrival Handbook will direct and assist your preparation. I warmly encourage you to study it closely and follow its advice.

Victoria University of Wellington is proud of its Manaaki New Zealand Scholars. Your cultural background and diversity of experience enrich our university. We await your arrival with anticipation and look forward to supporting your study.



**Ryan Stuart**  
International Development Scholarships Manager





Victoria University of Wellington is proud of its Manaaki New Zealand Scholars. Your cultural background and diversity of experience enrich our university. **We await your arrival with anticipation and look forward to supporting your study.**





# CONTENTS

- 5 Student visas and insurance
- 6 Accommodation
- 8 Money matters
- 9 Bringing family to New Zealand
- 11 What to bring to New Zealand
- 13 Travelling to Wellington
- 14 Getting to know Wellington
- 16 Wellington highlights
- 18 Services, associations, and support
- 20 What next?
- 21 Frequently asked questions
- 23 Quick links

© Victoria University of Wellington, October 2024

## IMPORTANT NOTICE

Victoria University of Wellington uses all reasonable skill and care to ensure the information contained here was accurate at the time it was prepared. However, matters covered by this publication are subject to change due to a continuous process of review, and to unanticipated circumstances. The University therefore reserves the right to make any changes without notice. So far as the law permits, the University accepts no responsibility for any loss suffered by any person due to reliance (either whole or in part) on the information contained in this publication, whether direct or indirect, and whether foreseeable or not.

## THE PASTORAL CARE CODE

The Government's Pastoral Care Code sets out the University's roles and responsibilities in ensuring the safety and wellbeing of all our students. This includes fostering learning environments that are safe and designed to support positive learning experiences of diverse learner groups. During your time here, you have access to a range of services and support to promote your overall wellbeing, development, and educational achievement. Read more about the code and our obligations.

[www.wgtn.ac.nz/support](http://www.wgtn.ac.nz/support)

# INTERNATIONAL STUDENT EXPERIENCE

International Student Experience are here to support you from application through to arrival and during your studies at Victoria University of Wellington.

Living and studying in a foreign country can be both exciting and challenging. We will help make your time at the University rewarding and life-changing, and your studies as successful as possible.

International Student Experience provides study support, personal support, cultural information, guidance and advice for all international students. During your time studying in New Zealand, you are welcome to contact us at any time.

The International Development Scholarships team at International Student Experience will be your key contact. The team will assist you in many aspects of your study experience, such as orienting you to Wellington and Victoria University of Wellington, organising activities and meetings, facilitating access to academic support, and mediating and assisting with scholarship-related concerns.

## INTERNATIONAL STUDENT EXPERIENCE

International Development Scholarships team

+64 4 463 5350

[manaakinzscholarship@vuw.ac.nz](mailto:manaakinzscholarship@vuw.ac.nz)

[www.wgtn.ac.nz/students/support/international/manaaki-new-zealand-scholarships-programme-support](http://www.wgtn.ac.nz/students/support/international/manaaki-new-zealand-scholarships-programme-support)



The design motif used in this publication is based on a tukutuku wall panel inside the University's marae or meeting house, Te Herenga Waka marae. The tukutuku pattern is known as 'kaokao' and represents support, strength, and unity.



# STUDENT VISAS AND INSURANCE

You will need a New Zealand student visa and appropriate medical and travel insurance. Visa applications may take a long time to process, so ensure you apply as early as possible.

## STUDENT VISA APPLICATIONS

To travel to New Zealand, you must have a valid New Zealand student visa. It is important you start the student visa application process immediately.

Unfortunately, every year a number of Manaaki New Zealand scholars miss their first trimester of study or their scholarship offer is withdrawn due to delayed visa applications.

## STUDENTS SAFE MEDICAL AND TRAVEL INSURANCE

As an international student in New Zealand, you are required to have appropriate medical and travel insurance for the duration of your programme of study as a condition of your student visa. Once you accept your Offer of Place, you are automatically signed up to Studentsafe Inbound University insurance. The cost of the insurance is covered by your scholarship and the policy covers medical costs, travel, personal property, personal liability, and loss of deposits.

Some pre-existing medical conditions are not automatically covered by Studentsafe insurance. If there is an increase to the cost of your insurance due to a pre-existing condition, your scholarship will cover this cost. If you have a pre-existing medical condition, please complete this form:

**[www.insurancesafenz.com/files/pdf/medicalassess\\_SS\\_2017\\_V2.pdf](http://www.insurancesafenz.com/files/pdf/medicalassess_SS_2017_V2.pdf)**

You are covered by your policy from the time you leave your home to travel to New Zealand, as long as it is within 31 days of your course start date.

If you have an emergency during your travel to New Zealand and need to contact Studentsafe, you should phone +64 9 488 1638 (free call). You will need to provide your name, university and student ID number.

If you lose your luggage during your travel, ask for written confirmation from the airline and keep receipts of replacement items you buy. The insurance adviser at the International Student Support can then assist you to make a claim once you arrive in Wellington.



## INSURANCE FOR YOUR FAMILY

If you are bringing your family to New Zealand, they will have access to the New Zealand public health system. You and your family will be treated as if you were New Zealand citizens and any emergency medical treatment will be free.

Although you will have access to the New Zealand health system, there are some health services that all New Zealanders must pay for. You and your family should consider how you would pay for unexpected health emergencies, loss of property/theft, missed flights or travel to your home country in the event of a family member's death.

We recommend you purchase medical and travel insurance for your family to insure them for such emergency situations and to reclaim expenses for minor one-off visits to the doctor. Studentsafe Inbound University insurance provides family insurance. This additional insurance covers the insured family members under the same conditions as the student, and can be extended as long as the student is enrolled and insured.

Arranging insurance for your family is your responsibility. The recommended option is to include your family on your Studentsafe Inbound University policy at your own expense, which includes the following benefits:

- ▶ travel cost cover for all insured family members to visit a critically-ill close relative (who is under the age of 76, without pre-existing conditions) in your home country
- ▶ cover for damages to any rental property as part of the personal liability (excess is the greater of \$500 or the bond)
- ▶ cover for loss or theft of each family member's personal effects such as phones, laptops, passports (excess of \$100, and \$200 for portable computers and smartphones).

One additional family member is approximately \$620 per year. Two or more additional family members is approximately \$930 per year in total. If your family will be in New Zealand for less than one year, there is also the option of arranging cover for a specific number of months.

To include family members on your Studentsafe plan, the top-up insurance for family members can be purchased at your expense by downloading and completing the family member application form **[www.insurancesafenz.com/files/pdf/familyapp\\_SS\\_SFFA2\\_0518.pdf](http://www.insurancesafenz.com/files/pdf/familyapp_SS_SFFA2_0518.pdf)** and emailing this to the International Student Support insurance adviser at **[international-support@vuw.ac.nz](mailto:international-support@vuw.ac.nz)**

- 📄 [www.wgtn.ac.nz/international/get-ready-to-study/student-visa](http://www.wgtn.ac.nz/international/get-ready-to-study/student-visa)
- 📄 [www.wgtn.ac.nz/international/get-ready-to-study/insurance](http://www.wgtn.ac.nz/international/get-ready-to-study/insurance)
- 📄 [www.wgtn.ac.nz/international?ref=/pre-arrival/insurance/family](http://www.wgtn.ac.nz/international?ref=/pre-arrival/insurance/family)



# ACCOMMODATION

There are a number of options for accommodation at Victoria University of Wellington, depending on your age, level of study, and circumstances. When applying for university accommodation online, have this page with you and closely follow these instructions.

University accommodation is available to all Manaaki New Zealand Scholarship students.

Typically, undergraduate students stay at Te Puni Village, a fully catered hall of residence where you will not need to buy or prepare your own meals. Postgraduate and mature students (21+ years) are usually accommodated at a self-catered hall.

Please note that family and friends cannot stay in university accommodation as this is reserved for students only.

**i** [www.wgtn.ac.nz/accommodation](http://www.wgtn.ac.nz/accommodation)

## APPLYING FOR ACCOMMODATION

If you wish to stay in University accommodation, you will need to complete the online accommodation application form.

You can access this form here:

**i** [www.wgtn.ac.nz/accommodation/halls/applying](http://www.wgtn.ac.nz/accommodation/halls/applying)

Manaaki New Zealand scholarships students do not need financial guarantor. To ensure you are not charged the fee and that you are placed in the correct accommodation, closely follow the instructions on the next page.

## TEMPORARY ACCOMMODATION

You will arrive in Wellington earlier than other students for your Pre-Start Programme and International Orientation. If you are an undergraduate student staying in university accommodation, your hall of residence will arrange for you to move in before the official hall move-in date. For your first few weeks, you may temporarily stay in a different hall or room to where you will be staying for the remainder of the trimester.

## PRIVATE ACCOMMODATION

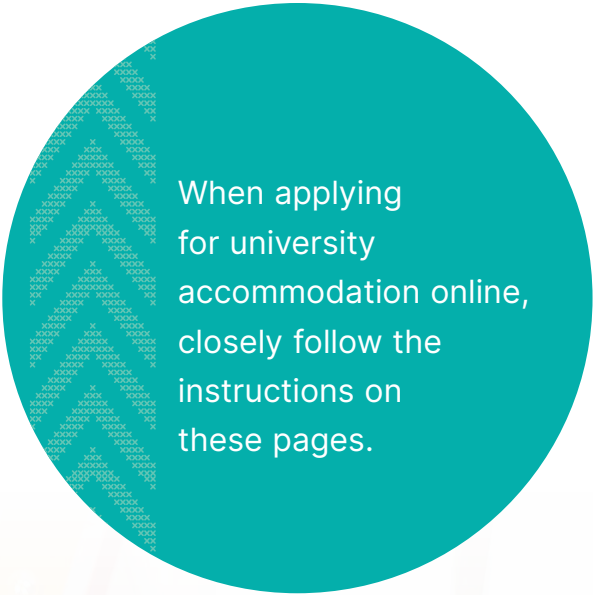
It may take some time to find private accommodation in Wellington, so we encourage all students to apply for university accommodation if possible. You can then focus on settling into your studies instead of looking for a place to live.

Please refer to our accommodation website for guidance on finding private accommodation in Wellington.

**i** [www.wgtn.ac.nz/accommodation/apartments-flats](http://www.wgtn.ac.nz/accommodation/apartments-flats)







When applying  
for university  
accommodation online,  
closely follow the  
instructions on  
these pages.

## How to complete the online accommodation application form

Note: Manaaki New Zealand scholars are required to arrive in Wellington earlier than other students, which is before university accommodation opens. We have arranged for specific halls of residence to allow scholarship students access to their accommodation early, so please select the following options in this section of the form:

### **UNDERGRADUATE STUDENTS (18–20 years old)**

**Q.** It is recommended that first-year students aged under 20 live in a catered hall.

- A.**
- ▶ Boulcott Hall
  - ▶ Capital Hall
  - ▶ Cumberland House
  - ▶ Joan Stevens Hall
  - ▶ Katharine Jermyn Hall
  - ▶ Te Puni Village
  - ▶ Victoria House
  - ▶ Weir House

### **POSTGRADUATE / MATURE STUDENTS (21+ years)**

**Q.** Please select three halls in order of preference

- A.**
- ▶ Education House
  - ▶ Everton Hall
  - ▶ Kelburn Flats—Whare Hīnau
  - ▶ Whānau Mārama Apartments
  - ▶ Whānau Housing—Whare Hīnau: Kelburn Flats

### **PERSONAL STATEMENT**

**Q.** Personal statement

**A.** Mention that you are a Manaaki New Zealand Scholarship student

When filling out this section, it is also important to describe the type of person you are, your interests, and your living habits (such as a night person, quiet person, etc.) so that the accommodation service can try to house you with similar students.





## WHAT THINGS COST

Here are some average prices of common goods and services in New Zealand dollars:

- ▶ mobile phone plan \$25 per month
- ▶ takeaway meal \$10–\$25
- ▶ can of soft drink \$3
- ▶ cup of coffee \$5.50
- ▶ cinema ticket \$15–\$24
- ▶ taxi from airport to city \$40–\$50
- ▶ transport from University to city: bus \$2, taxi \$14, cable car \$3.



# MONEY MATTERS

During your time on scholarship, you will receive a living allowance to cover the basic costs of living in New Zealand. However, it is important to think about your individual needs and budget accordingly.

## ALLOWANCES AND STIPENDS

When you first arrive, you will have immediate access to a bank account set up in your name at ANZ Bank. Your scholarship stipends and allowances will only be paid into this account.

An establishment allowance of \$3,000 will be waiting in your account when you arrive. This allowance is to cover the costs of textbooks and setting up in Wellington, such as housing bond, advanced rent, and study-related expenses.

Your scholarship allowances may seem high, but the cost of living in New Zealand is high also. Sending a portion of your stipends home or purchasing non-essential items will leave you with insufficient funds to support your study. This will cause unnecessary pressure and impede your ability to complete your degree.

While you are on scholarship, you will receive a stipend payment of \$1,230 every two weeks. Undergraduate and postgraduate students will receive stipends for all 52 weeks of the year, including the summer holiday period.

Some of your other entitlements include:

- ▶ an ongoing establishment allowance of \$1,000 for each subsequent full year of study
- ▶ a postgraduate research allowance (for research students) of \$1,000
- ▶ the cost of proofreading, printing, and binding for research students
- ▶ reunion travel (return airfare) each year for students enrolled in study longer than 1.5 years.

## WORKING IN NEW ZEALAND

Manaaki New Zealand Scholarships students are permitted to work while on scholarship. However, your academic performance must be the priority, so you may not find the time and opportunity to work. If your partner or spouse will be joining you, it may also be possible for them to work in New Zealand for the term of your scholarship—see page 10.

## COST OF LIVING

It is likely that when compared with your home country, New Zealand is an expensive country in which to live.

While your stipend is enough to cover the basic costs of living, once essentials such as rent, bills, and food have been paid for, little money remains for social activities and treats.

Different people have different expectations of how they wish to live. We recommend all students have extra funds available for unexpected expenses.

If you buy food at low-cost supermarkets and the fruit and vegetable market, and if you cook at home rather than eating at restaurants, food costs can be reduced. Libraries, most cinemas, many bookstores, and some shops offer student discounts.

For further details on the cost of living, go to our website.

- ❶ [www.wgtn.ac.nz/international/scholarships-fees/cost-calculator](http://www.wgtn.ac.nz/international/scholarships-fees/cost-calculator)
- ❷ [www.wgtn.ac.nz/students/money/financial-survival](http://www.wgtn.ac.nz/students/money/financial-survival)



# BRINGING FAMILY TO NEW ZEALAND

As a Manaaki New Zealand Scholarships student, your family may be granted visas for the term of your scholarship. The International Development Scholarships team can guide you to useful resources and information to help you live in New Zealand with your family. However, there is no financial support available for your family members.

As a Manaaki New Zealand Scholarships student, your family is entitled to the following:

- ▶ Your children can go to school here and you do not have to pay international school fees.
- ▶ You and your family have access to the New Zealand public health system as if you were New Zealand citizens.
- ▶ Your partner or spouse can obtain an open work visa and may be able to find full-time employment here.

However, please be aware that:

- ▶ You are responsible for supporting your family financially in New Zealand.
- ▶ Family visas are subject to meeting the criteria of Immigration New Zealand.
- ▶ It can be difficult to find a good job in New Zealand.
- ▶ For your children attending school, there are some unavoidable costs, such as buying uniforms and school trips.
- ▶ The average adult in New Zealand needs at least NZ\$18,000 a year to cover basic living expenses. To find out more about family living costs, see the international students' financial survival guide, *Money Matters*.

❶ [www.wgtn.ac.nz/students/money/financial-survival](http://www.wgtn.ac.nz/students/money/financial-survival)

## TRAVEL TO NEW ZEALAND

If your family joins you in Wellington, it is your responsibility to arrange their visas, associated medical tests, and travel. Your scholarship does not cover these expenses.

**We also recommend that you wait at least six months before your family joins you in New Zealand.** This will give you enough time to settle into Wellington, understand the requirements of your studies, and find appropriate long-term accommodation.

## ACCOMMODATION FOR YOUR FAMILY

If you have accompanying family members, you will need to find accommodation on the private rental market. You may like to look at the recommendations provided here:

❶ [www.wgtn.ac.nz/accommodation/apartments-flats](http://www.wgtn.ac.nz/accommodation/apartments-flats)

You will have limited time to look for a house during the Manaaki New Zealand Scholarships Pre-start Programme as attendance at all sessions is compulsory.

## BUDGETING FOR FAMILY COSTS

If you would like a financial adviser to prepare a personalised budget for you and your family in Wellington, contact Student Finance at [student-hardship@vuw.ac.nz](mailto:student-hardship@vuw.ac.nz)

If you are unsure whether you can afford to bring your family to New Zealand, it is strongly recommended that you study in Wellington on your own, at least until you are sure you can cover their cost of living.





## WORK VISAS FOR SPOUSES AND PARTNERS

Spouses and partners of Manaaki New Zealand Scholarships students can apply for an open work visa before coming to New Zealand, if they meet certain conditions. Your spouse or partner will not need to have a job offer, they may come to New Zealand and then search for employment. However, finding a new job may take a long time.

If you have young children, your spouse or partner may need to care for them full time rather than work. Your scholarship and study must come first, so your partner's or spouse's assistance will be required to look after children.

## CHILDCARE FOR CHILDREN AGED 0–5

If you have children under the age of five, there are childcare centres and crèches where they can be enrolled. However, note that these are expensive and can cost the same as a modest weekly salary.

For children aged 3–5, the Government subsidises early childhood education for up to 20 hours per week. For more information, go to:

**i** <https://parents.education.govt.nz/early-learning/early-childhood-education>

## SCHOOLING FOR CHILDREN AGED 5+

In New Zealand, school is compulsory for children between the ages of 6 and 16. If you have children accompanying you who are 5 or older, you will need to enrol them in school. Schools can be flexible with start dates, so do not worry if they arrive after the school term has begun. Your child will need to apply for a student visa. You will find application forms and guides here:

**i** [www.immigration.govt.nz/new-zealand-visas/apply-for-a-visa](http://www.immigration.govt.nz/new-zealand-visas/apply-for-a-visa)

All school-aged children of Manaaki New Zealand Scholarships students are considered to be domestic students, that is, the same as New Zealand children. While you will not have to pay international school fees, you may have to pay significant school costs for uniforms and school activities. We recommend budgeting NZ\$1,000 per child yearly for secondary school and NZ\$650 per child yearly for primary school.

Your children will be placed into a school according to where you live. We can give you contact details for schools near your home and an introductory letter for the school when you arrive.

Education in New Zealand is divided into primary, intermediate, and secondary schooling. Within these general divisions, New Zealand students are divided into 13 year levels:

- ▶ Primary schools are the first level of compulsory education. They cater for children aged 5 to 11.
- ▶ Children aged 12 to 13 years will attend intermediate school in most areas.
- ▶ Secondary schools cover students aged 13 to 17 years.

To find out about the New Zealand school curriculum, go to the Ministry of Education website:

**i** <https://nzcurriculum.tki.org.nz>







# WHAT TO BRING TO NEW ZEALAND

Here are some tips for what to pack when you move to New Zealand.

Wellington's climate may be colder than you are used to.

## MOBILE PHONES

If you are bringing your mobile phone, check its compatibility with New Zealand's networks before you leave home. International phone cards or calling cards are also readily available. Phone cards can be used from telephone booths while calling cards can also be used with private telephones.

## ELECTRICAL GOODS

The New Zealand power system is 240 volts, 50 Hertz. If you bring electrical items to New Zealand, make sure you have the appropriate adaptor plug and voltage converter. Please check this before you leave home, as the correct adaptor may be difficult to buy here.

This is the standard New Zealand three-point plug.



Most laptop computers are multi-system, so will run on either 230 or 110 volts.

## CLOTHING

Wellington's climate may be colder than you are used to. Temperatures range from 18–25°C in summer and 5–12°C in winter. The average annual rainfall is 1,250 millimetres.

The weather in Wellington and New Zealand is variable. Even during the summer months the temperature can swing from hot to cold, so we recommend you always carry an extra layer just in case.

Wellington is a city of hills. It is also a pedestrian-friendly city and many students walk to and from the University. There are also many bush walks in and around the city to enjoy. We recommend bringing comfortable walking shoes.

## MONEY

We recommend that you bring around NZ\$500 to cover expenses on arrival. Do not bring large amounts of cash with you in any currency. We recommend you bring most of your money either in travellers' cheques or loaded onto a pre-paid credit card.

Any foreign currency brought to New Zealand must be converted to New Zealand dollars before you can make a purchase.

## DRIVER'S LICENCE

If you have a current driver's licence from your home country or an international driving permit, you can legally drive in New Zealand for up to 12 months from the date you arrive. If your home licence is not in English, you will need to provide an approved translation.

After 12 months in New Zealand, you must convert your licence to a New Zealand driver's licence. For more information, go to:

**i** [www.nzta.govt.nz/driver-licences/new-residents-and-visitors](http://www.nzta.govt.nz/driver-licences/new-residents-and-visitors)

If you are buying a car, we strongly advise that you purchase car insurance. New Zealand car insurance prices are quite low in comparison to most countries. The cheapest and most basic insurance is third-party liability, which pays for any damage to other vehicles and property in the event of an accident.

## IMPORTANT DOCUMENTS

We strongly advise you to photocopy all important documents such as your passport personal page and airline tickets before you depart, and give these copies to someone at home for safekeeping. It is often easier to obtain replacements if you can produce a copy of the relevant document.



## YOUR MEDICATION AND A MEDICAL SUMMARY

Bring any prescription medication that you take on a regular basis (not exceeding three months' supply), and a letter from your doctor (in English) that gives a clear summary of your medical condition and needs.

You must declare all prescription medication you are bringing into New Zealand on your incoming passenger arrival card. You should keep the medication in its original packaging and should not bring more than three months' supply of any prescription medication (with the exception of oral contraceptives, which can be brought in six-month quantities).

If you have an ongoing medical condition, you should register with Student Health within two weeks of arrival to ensure continuing medical care and support. Please bring all your medications, medical summary information and immunisation records with you.

If your family is travelling with you, they will need to bring their medications, medical information, and immunisation records too.

**i** [www.wgtn.ac.nz/student-health-counselling](http://www.wgtn.ac.nz/student-health-counselling)







New Zealand has strict laws to protect its agricultural industries from imported pests and diseases.

# TRAVELLING TO WELLINGTON

Your scholarship includes a return flight between your home airport and Wellington. Here are some tips on how to make your journey as easy as possible.

## TRANSIT THROUGH ANOTHER NEW ZEALAND CITY

Although Wellington has an international airport, you may have to fly to Auckland Airport and then board a one-hour domestic flight to Wellington.

The international terminal at Auckland Airport is located in a separate building from the domestic terminal. You must collect your luggage from the international terminal and clear Customs before your domestic flight to Wellington. You can check in your luggage for the domestic flight within the international terminal at a counter located close to the exit point or check it in at the domestic terminal when you get there.

You can walk from the international terminal to the domestic terminal in about 15 minutes by following a clearly marked path, or you can take the free transfer bus, which departs every 15 minutes.

If you have any difficulties, we strongly recommend you ask for help from staff at the airport terminal.

For a map of Auckland Airport, go to:

**i** [www.aucklandairport.co.nz/information/airport-maps](http://www.aucklandairport.co.nz/information/airport-maps)

### NEW ZEALAND INTERNATIONAL AIRPORTS

**i** [www.wellingtonairport.co.nz](http://www.wellingtonairport.co.nz)

**i** [www.aucklandairport.co.nz](http://www.aucklandairport.co.nz)

**i** [www.christchurchairport.co.nz](http://www.christchurchairport.co.nz)

### NEW ZEALAND CUSTOMS INFORMATION

**i** [www.customs.govt.nz](http://www.customs.govt.nz)

**i** [www.mpi.govt.nz](http://www.mpi.govt.nz)

If you arrive at Christchurch Airport and fly to Wellington, the international and domestic terminals are in the same building.

We also strongly recommend you investigate the luggage allowances for the international and domestic parts of your flights, as there may be different limits to the weight and number of pieces of luggage you can carry.

## GETTING THROUGH CUSTOMS

New Zealand has strict laws to protect its agricultural industries from imported pests and diseases. Before arriving in New Zealand, you will be given a passenger arrival card which includes a Customs declaration. This asks you to declare any food and other restricted items that you have with you. Items that must be declared include:

- ▶ food products and ingredients used for preparing food
- ▶ food items taken off the plane
- ▶ plants and parts of plants (alive or dead), including cane, straw, and rattan
- ▶ animals (alive or dead), or products from animals
- ▶ equipment used with animals
- ▶ camping gear, sports equipment, and hiking boots.

This list is not complete. It is important to carefully read and understand the information provided with the Customs declaration form. If you are unsure about any item in your luggage, declare it! There is no penalty for declaring items, but a NZ\$400 instant fine if you do not declare.

### Prescription medicine

If you plan to bring medicine with you, the New Zealand Customs Service recommends that you:

- ▶ carry a note (in English) from your doctor outlining what the medication is, what medical condition it is for, and the quantity you might need for the duration of your stay
- ▶ keep all medication in its original packaging.





Wellington is a beautiful, vibrant, safe, and fun town, and is ideal for student life.

# GETTING TO KNOW WELLINGTON

Wellington is home to nearly 500,000 people and is New Zealand's cultural, scientific, and political heart.


Wellington is a beautiful, vibrant, safe, and fun town, and ideal for student life. It has the vibe of a big city without the traffic, queues, pollution, or overcrowding. It is friendly, compact, and easy to get around.

As New Zealand's capital, Wellington has a network of important national and historic institutions including Parliament, government ministries, the Supreme Court, Crown research institutes, the National Library, the New Zealand Film Archive, and Te Papa Tongarewa, New Zealand's national museum. The business and government district sets Wellington, and the University, at the centre of national and international affairs.

## AN ACTIVE, ENGAGING CITY

Wellington is an active city with remarkable scenery and great sporting facilities for you to discover. Hiking (known as 'tramping' in New Zealand), mountain biking, sailing, kayaking, rugby, cricket, Ultimate Frisbee, running and surfing are just a handful of the activities you can enjoy alongside Wellingtonians. Join sports and outdoors clubs at Victoria University of Wellington and make the most of the fresh air and natural surroundings at student discount prices.

Getting into nature is also easy in Wellington with many bush walks, beaches and forest areas close to the city. Just 10 minutes from the city centre, you can visit or even volunteer at Zealandia, a world-first urban eco-sanctuary that protects native wildlife in a wild outdoor environment.







## FABULOUS EATING

Thanks to its unique topography, the entire city focuses on Wellington's centre and waterfront. There are no shopping malls in the central city; instead, shops nestle between bustling cafés, restaurants, and bars. The city's adventurous, world-class approach to food is reflected in the range of delicious eating options on offer—choosing where to eat can be a challenge.

There are many great budget options available and another way to keep your food costs low is to shop at the weekly farmers' markets around the city. You can buy fresh fish straight from the boat at the Sunday Harbourside Market, browse the many food stalls, and soak up the friendly atmosphere. Wellington is also home to some of the best coffee in the world.

## POPULAR EVENTS ALL YEAR

Wellington is the cultural capital of New Zealand and hosts many events of international standing. You can be part of the nightlife buzz with cheap seats to shows, cinemas, festivals, and other happenings. The local popular music scene is lively and well-supported, with gigs on at many venues every night of the week.

Wellington is a world-renowned filmmaking hub, and you can explore the creations of Wētā Workshop in their many tours. Wellington also holds free community events throughout the year, such as the Matariki mid-winter festival, when New Zealanders around the country get together to celebrate the Māori New Year in June/July.

## HERITAGE AND CULTURE

Wellington is situated at the heart of a country known for its diversity of landscapes and people. The Māori notion of whakapapa (genealogy) inherently embraces this diversity of where and whom people have come from—'papa' means a surface, such as rock, and 'whaka' refers to the way the surface is stacked or layered.

When Māori people trace their whakapapa, they include family ties to mountains, rivers and landmarks, as well as their history of migration from Hawaiiki to Aotearoa (New Zealand). All New Zealanders embrace the land as part of their identity and recognise their migratory routes, acknowledging their bonds to people from across the Pacific, Asia, and further afield.

Wellingtonians are diverse and come from a variety of backgrounds and cultures. As much as we love to share our city and heritage with you, we will also enjoy learning more about your own culture and way of life.

For more information about Wellington and New Zealand, go to:

- 📍 [www.wellington.com](http://www.wellington.com)
- 📍 [www.newzealand.com](http://www.newzealand.com)





# WELLINGTON HIGHLIGHTS

Wellington is a diverse and creative capital city with excellent facilities and a lively calendar of events throughout the year. Whether you're interested in sports or the outdoors, cafés or theatres, galleries or shopping, you will always find something fun to do.

Victoria University of Wellington has three city campuses, all within easy walking distance of local attractions, transport, shopping districts, and cafés. The University's Miramar Creative Centre is located a short distance away from the city centre in Wellington's filmmaking hub.



**Visit the Wairarapa wine-growing region for the annual Balloon Festival**



**Catch a ferry to Matiu/ Somes Island**



**Watch a game at Sky Stadium**  
Image: WellingtonNZ.com

**PIPITEA CAMPUS**




**Enjoy the Pasifika, Diwali, and Chinese New Year festivals**



## EXPLORE NEW ZEALAND

Wellington is located in the centre of the country so it's the perfect base to explore New Zealand's top tourist spots, from snow-capped mountains, beautiful national parks, and natural thermal hot springs to golden sandy beaches. New Zealand's compact size—similar to the size of Japan or the UK—means you are just a short distance away from some of the most stunning destinations in the world.



**Celebrate Matariki—the  
Māori New Year**



**Take a walk around  
Oriental Parade**



**Go on a tour of Wētā Workshop**  
Image: WellingtonNZ.com

**MIRAMAR CREATIVE CENTRE**



**See an exhibition at Te Papa  
Tongarewa, the national  
museum**



**Have fun at the CubaDupa  
Street Festival**



**TE ARO CAMPUS**



**KELBURN CAMPUS**







# SERVICES, ASSOCIATIONS, AND SUPPORT

Joining a club or group is one of the best ways to settle in, make friends, and feel connected to the University community.

Victoria University of Wellington has a range of student services to help you succeed in your studies and to give you the best possible student experience. Here are some of the services, associations, and support we offer you.

[www.wgtn.ac.nz/students/support](http://www.wgtn.ac.nz/students/support)



## HEALTH AND WELLBEING

### Mauri Ora—Student Health and Counselling

There is a high standard of quality primary healthcare available for all students at Victoria University of Wellington. You can visit a doctor or nurse on the Kelburn and Pipitea campuses for free or a low cost.

Student counselling support is available for personal and academic issues that are affecting your wellbeing.

[www.wgtn.ac.nz/student-health-counselling](http://www.wgtn.ac.nz/student-health-counselling)

[www.wgtn.ac.nz/student-health-counselling/appointments/counselling-appointments](http://www.wgtn.ac.nz/student-health-counselling/appointments/counselling-appointments)

### University Recreation

Gain access to recreation, fitness, clubs, and sports to stay healthy and happy during your studies.

[www.wgtn.ac.nz/students/get-involved/recreation-services](http://www.wgtn.ac.nz/students/get-involved/recreation-services)



## COMMUNITIES

### Clubs and societies

Orientation is a great time to sign up for one or more clubs. Joining a club or group is one of the best ways to settle in, make friends, and feel connected to the University community. There are more than 150 different clubs to choose from, including sports, cultural, and religious clubs.

**i** [www.wgtn.ac.nz/students/get-involved/clubs](http://www.wgtn.ac.nz/students/get-involved/clubs)

### Living Pā

The Living Pā is the home of Te Herenga Waka marae, the University's marae on our Kelburn campus. It is a multipurpose teaching, learning, research, and engagement hub for all staff and students. The Living Pā aims to be one of the world's most environmentally responsible buildings.

**i** [www.wgtn.ac.nz/living-pa](http://www.wgtn.ac.nz/living-pa)

### Religious support

The chaplains at the University are available to you for pastoral and practical support, whatever your background or beliefs.

**i** [www.chaplaincyvuw.org.nz](http://www.chaplaincyvuw.org.nz)

The Student Islamic Centre provides a comfortable place for Muslim students to gather for prayers and conduct religious activities.

**i** [www.wgtn.ac.nz/recreation/clubs-and-societies/directory/muslims-students-association-vicmuslim](http://www.wgtn.ac.nz/recreation/clubs-and-societies/directory/muslims-students-association-vicmuslim)

### Disability services

Victoria University of Wellington aims to be an accessible and inclusive campus. Our Disability Services can help people with disabilities make arrangements for courses and exams; liaise with academic staff to help them understand your needs; access adaptive technology, note-taking assistance, and more. Most support is free for international students. To access these services, contact Disability Services as early as possible before beginning study.

**i** [www.wgtn.ac.nz/disability](http://www.wgtn.ac.nz/disability)

### Childcare services

There are two early childhood centres for students to use. One is situated on the Kelburn campus, the other is between Kelburn and Pipitea campuses.

**i** [www.wgtn.ac.nz/university-kids](http://www.wgtn.ac.nz/university-kids)

### Financial support

Get information and advice on money matters and budgeting for your studies.

**i** [www.wgtn.ac.nz/students/money](http://www.wgtn.ac.nz/students/money)

## STUDENT ASSOCIATIONS

### Victoria International Students' Association (V-ISA)

V-ISA is a representative association that advocates on issues affecting international students at the University. It also organises various social events to foster a community spirit among international students.

**i** [www.wgtn.ac.nz/students/campus/clubs/directory/v-isa](http://www.wgtn.ac.nz/students/campus/clubs/directory/v-isa)

### Victoria University of Wellington Students' Association (VUWSA)

VUWSA is a student-run organisation, independent from the University. From representing students' interests at all levels of university, through to providing services, events, and support, VUWSA helps ensure the experience of students at Victoria University of Wellington is the best it can be.

**i** [www.vuwsa.org.nz](http://www.vuwsa.org.nz)

### Postgraduate Students' Association (PGSA)

All postgraduate students can access services including advocacy, advice, representation, social activities, seminars, and training.

**i** [www.vuwpgsa.ac.nz](http://www.vuwpgsa.ac.nz)

## PLANNING FOR THE FUTURE

### Careers and employment

Improve your job-seeking skills, explore career options, and work towards your future career goals.

**i** [www.wgtn.ac.nz/careers](http://www.wgtn.ac.nz/careers)

### Wellington International Leadership Programme (WILP)

WILP is a free, self-paced programme aimed at making participants more globally aware. It is designed to develop your leadership potential and advance your knowledge and critical thinking about leadership challenges in world affairs.

**i** [www.wgtn.ac.nz/students/get-involved/international-leadership](http://www.wgtn.ac.nz/students/get-involved/international-leadership)





# WHAT NEXT?

From the moment you arrive in Wellington, you will receive support to locate your accommodation, adjust to living in New Zealand, prepare for academic study, and have a little fun. Here is what you need to do before and when you arrive.

## BEFORE YOU ARRIVE

### STEP 1 Complete your pre-arrival tasks

Before you leave your home country, you must:

- apply for your student visa (see page 5)
- complete the pre-arrival checklist
- once you have your visa, complete the Initial Travel Form and send to [vuw@travelctm.com](mailto:vuw@travelctm.com) to arrange your travel to Wellington in time for your Pre-start Programme
- apply for accommodation (see pages 6–7)
- book the optional arrival meeting service at [www.wgtn.ac.nz/international/get-ready-to-study/prepare-to-travel/meeting-service](http://www.wgtn.ac.nz/international/get-ready-to-study/prepare-to-travel/meeting-service)

### Arrival meeting service

If you book our arrival meeting service, a representative from International Student Experience will meet you at Wellington Airport, the ferry terminal, or train station, and transport you by shuttle directly to your accommodation.

You will need to book—and advise if you want to cancel or change your meeting time—at least two working days before your arrival. Family who are travelling with you can travel in the shuttle too.

✉ [international-support@vuw.ac.nz](mailto:international-support@vuw.ac.nz)

### STEP 2 Review your arrival briefing information

After you have organised your visa and flights, you will receive a 'Prepare to Travel' email. This will include a date and time of your arrival briefing, where you will meet your international student officer.

### STEP 3 Enrol online and seek course advice

You will receive an email to enrol online so you can be fully enrolled. You will need to follow the instructions as well as submitting a copy of your passport and student visa. You will also need to seek course advice to find out what courses you will be studying in your first year.

### STEP 4 Attend your arrival briefing at Victoria University of Wellington

The arrival briefing with your international student officer will include a short introduction to Wellington and the University, an overview of your scholarship entitlements and obligations, and a trip to the bank to open your account and gain access to your establishment allowance (see page 8).

### STEP 5 Attend the Pre-Start Programme

Before you begin your degree, you will complete the Manaaki New Zealand Scholarships Pre-Start Programme. This is a two-week training course that covers cultural adjustment and preparation for academic life at the University. Attendance is compulsory for all Scholarships students.

### STEP 6 International Orientation

International Orientation is a fun and informative one-week session for all international students, where you'll receive further material and presentations to help you settle in.

### STEP 7 Begin your study

Around four weeks after you arrive in Wellington, you will start attending classes for your programme, or begin working with your academic supervisor. Best of luck.



# FREQUENTLY ASKED QUESTIONS

Here are some questions commonly asked by Manaaki New Zealand Scholarships students.

## GENERAL

**I have completed my pre-arrival checklist. What now?**

Now you should focus on applying for your student visa and student accommodation. These both need to be resolved before you travel to New Zealand.

## VISA

**Do I have to get my student visa before I leave my home country?**

Yes. It is important to apply for a student visa as early as possible. We cannot book your flights until you receive your visa. If you apply too late, your scholarship may be withdrawn.

**What do I include in my visa application?**

Your Scholarship Letter of Offer is the main document to include. You should also include your University Offer of Place, proof of your identity, and your medical certificate.

**I have been asked to provide additional documents to support my visa application. What do I do?**

Please inform us what additional documents you have been asked to provide (e.g., police clearance, medical certificate/ blood tests) and we will advise you how to proceed.

**I have received my student visa. What now?**

Please send us a copy of your student visa and passport as soon as possible.

**My visa end date or degree doesn't match my scholarship contract. What do I do?**

Inform us by email, including a copy of both your visa and passport.

I have received my student visa. What now?

Please send us a copy of your student visa and passport as soon as possible.

My visa end date or degree doesn't match my Manaaki New Zealand Scholarships contract. What do I do?

Inform us by email, including a copy of both your visa and passport.





## HEALTH AND MEDICAL INSURANCE

Where would I find more information about insurance options for my family?

Go to [www.wgtn.ac.nz/international/get-ready-to-study/insurance/family](http://www.wgtn.ac.nz/international/get-ready-to-study/insurance/family) or contact the International Student Support insurance adviser at [international-support@vuw.ac.nz](mailto:international-support@vuw.ac.nz)

Who do I contact about my medical care?

Please email our Student Health team at [student-health@vuw.ac.nz](mailto:student-health@vuw.ac.nz)

## ACCOMMODATION

Can my family stay with me in university accommodation?

No. University accommodation is reserved for students of the University and family or friends will not be able to stay with you.

Can I apply for university accommodation after I arrive?

Please don't wait until you arrive to apply for university accommodation. You should do this before you leave home. If you tried to find private accommodation but were unsuccessful, you can apply for university accommodation after you arrive but a place cannot be guaranteed.

I have received an offer of university accommodation and have been asked to pay a deposit before I arrive. What do I do?

Email the specific hall to inform them that you are a Manaaki New Zealand Scholarships student and will not be able to pay your accommodation until after you arrive and gain access to your establishment allowance.

Can my family stay with me in university accommodation?

No. University accommodation is reserved for students of the University and family or friends will not be able to stay with you.

Do I have to attend the Pre-Start Programme?

Pre-Start training is important to help you adjust to New Zealand and prepare for your studies. You must attend all sessions.

I would like some help finding private accommodation. Where should I look?

❗ [www.wgtn.ac.nz/accommodation/apartments-flats](http://www.wgtn.ac.nz/accommodation/apartments-flats)

We recommend TradeMe for finding private flats but please be aware that housing in Wellington is very competitive and it may be hard to secure private accommodation before your arrival.

❗ [www.trademe.co.nz/property](http://www.trademe.co.nz/property)

Students who are not arriving with family are recommended to stay in university accommodation as it is often the most convenient and affordable option.

## ARRIVAL INTO WELLINGTON

Do I need to attend the Pre-Start Programme and International Orientation?

Yes. It is mandatory to attend both. The Pre-Start Programme is specifically tailored to Manaaki New Zealand Scholarships students and facilitates important preparations for your time on scholarship.

Both Pre-Start and International Orientation are unique opportunities to meet and get to know other international students from around the world. They also provide some fun social activities before the pressures of study.

I have submitted my pre-arrival checklist, a copy of my passport and visa, I have organised my accommodation, and my travel to Wellington has been booked. What do I do now?

Congratulations, you have completed the most important preparations for your arrival into Wellington. Please now book an Arrival Meeting Service (see page 20) if you wish to. We will contact you soon with details on what will happen after you arrive.





# QUICK LINKS

Here is a handy list of links to some commonly used services and organisations.

## ACCOMMODATION—see pages 6–7

University accommodation:

- ❶ [www.wgtn.ac.nz/accommodation](http://www.wgtn.ac.nz/accommodation)

Private accommodation information:

- ❶ [www.wgtn.ac.nz/accommodation/apartments-flats](http://www.wgtn.ac.nz/accommodation/apartments-flats)

Private properties for lease:

- ❶ [www.trademe.co.nz/property](http://www.trademe.co.nz/property)

## HEALTH—see page 12

✉ [student-health@vuw.ac.nz](mailto:student-health@vuw.ac.nz)

- ❶ [www.wgtn.ac.nz/student-health-counselling](http://www.wgtn.ac.nz/student-health-counselling)

## INSURANCE—see page 5

Studentsafe application form:

- ❶ [www.insurancesafenz.com/files/pdf/medicalassess\\_SS\\_2017\\_V2.pdf](http://www.insurancesafenz.com/files/pdf/medicalassess_SS_2017_V2.pdf)
- ❶ [www.wgtn.ac.nz/international/get-ready-to-study/insurance/family](http://www.wgtn.ac.nz/international/get-ready-to-study/insurance/family)

Studentsafe family member application form:

- ✉ [international-support@vuw.ac.nz](mailto:international-support@vuw.ac.nz)
- ❶ [www.insurancesafenz.com/files/pdf/familyapp\\_SS\\_SFFA2\\_0518.pdf](http://www.insurancesafenz.com/files/pdf/familyapp_SS_SFFA2_0518.pdf)

## MAPS—see pages 22–23

University maps:

- ❶ [www.wgtn.ac.nz/about/campuses-facilities](http://www.wgtn.ac.nz/about/campuses-facilities)

Wellington maps:

- ❶ [www.wellingtonnz.com/visit/plan-your-trip/maps-and-guides](http://www.wellingtonnz.com/visit/plan-your-trip/maps-and-guides)

## MONEY—see page 8

Student Finance:

✉ [student-hardship@vuw.ac.nz](mailto:student-hardship@vuw.ac.nz)

Cost of living in New Zealand:

- ❶ [www.wgtn.ac.nz/international/scholarships-fees/cost-calculator](http://www.wgtn.ac.nz/international/scholarships-fees/cost-calculator)

Financial advice:

- ❶ [www.wgtn.ac.nz/students/money/financial-survival](http://www.wgtn.ac.nz/students/money/financial-survival)

## SCHOOLING AND EARLY CHILDHOOD EDUCATION

—see page 10

Ministry of Education:

- ❶ <https://parents.education.govt.nz/>

New Zealand school curriculum:

- ❶ <https://nzcurriculum.tki.org.nz/The-New-Zealand-Curriculum>

University Kids Wellington:

- ❶ [www.wgtn.ac.nz/university-kids](http://www.wgtn.ac.nz/university-kids)

## STUDENT SERVICES

—see pages 16–17

- ❶ [www.wgtn.ac.nz/students/support](http://www.wgtn.ac.nz/students/support)

## STUDENT VISAS—see page 5

Visa application form and advice:

- ❶ [www.immigration.govt.nz/new-zealand-visas/apply-for-a-visa](http://www.immigration.govt.nz/new-zealand-visas/apply-for-a-visa)

## TOURIST INFORMATION

—see pages 14–15

- ❶ [www.wellingtonnz.com](http://www.wellingtonnz.com)
- ❶ [www.newzealand.com](http://www.newzealand.com)

## TRAVEL AND TRANSPORT

—see pages 11, 13, and 20

Arrival Meeting Service:

- ❶ [www.wgtn.ac.nz/meeting-service](http://www.wgtn.ac.nz/meeting-service)

New Zealand international airports:

- ❶ [www.wellingtonairport.co.nz](http://www.wellingtonairport.co.nz)
- ❶ [www.aucklandairport.co.nz](http://www.aucklandairport.co.nz)
- ❶ [www.christchurchairport.co.nz](http://www.christchurchairport.co.nz)

New Zealand Customs information:

- ❶ [www.customs.govt.nz](http://www.customs.govt.nz)
- ❶ [www.mpi.govt.nz](http://www.mpi.govt.nz)

Applying for a driver's licence:

- ❶ [www.nzta.govt.nz/driver-licences/new-residents-and-visitors](http://www.nzta.govt.nz/driver-licences/new-residents-and-visitors)



## CONTACT US

Phone: +64 4 463 5350

Fax: +64 4 463 5056

Email: [manaakinzscholarship@vuw.ac.nz](mailto:manaakinzscholarship@vuw.ac.nz)

[www.wgtn.ac.nz/students/support/](http://www.wgtn.ac.nz/students/support/)

[international/manaaki-new-zealand-](http://international/manaaki-new-zealand-scholarships-programme-support)

[scholarships-programme-support](http://scholarships-programme-support)

## MAILING ADDRESS

International Student Experience

Victoria University of Wellington

PO Box 600

Wellington 6140

New Zealand

## PHYSICAL ADDRESS

International Student Experience

Victoria University of Wellington

Level 2, Easterfield Building

Kelburn Parade, Kelburn Campus

Wellington 6012

New Zealand

## FOLLOW US ON SOCIAL MEDIA



[www.instagram.com/vicuniwgtn](https://www.instagram.com/vicuniwgtn)



[www.linkedin.com/school/victoria-university-of-wellington](https://www.linkedin.com/school/victoria-university-of-wellington)

## WATCH OUR VIDEOS



[www.youtube.com/vuwinternational](https://www.youtube.com/vuwinternational)